

# FleetNow — Your Team, Live and in Full

One screen to see your crews, dispatch in the moment, and review after

Audience: Heads of Department · Prepared 2026-06-08

## The big idea


You shouldn't have to jump between a “where are they now” screen and a separate “where did they go” screen to run your day. **FleetNow puts both on one map** — see your vehicles live, then click straight into any vehicle's trips without losing your place. Act in the moment; review when you need to.


See your team **right now**, and everywhere they've **been today** — without ever leaving the map.


## Why one screen beats two (for your day)


	Legacy: two dashboards	FleetNow: one screen
Running your shift	Flip between live + history tools	Everything in one place — dispatch and check history together
Finding your team	Hunt through a full fleet list	Your department has its <b>own colour</b> — spot your crews instantly
Settling a question	Cross-check two tools (and a spreadsheet)	Click the vehicle → see its trips on the spot
Trusting the numbers	Two sources that can disagree	One source — live and history always match

## What's new — and how it helps your team

 **Your department, in its own colour** Every team has a dedicated colour on the map (ISP, OSP, FDS...). At a glance you can see *your* crews, where they are, and how they're spread across the city — with a one-tap colour key so nobody has to memorise anything.

 **Read the situation instantly** Colour intensity tells the story: **bright** = **moving now**, softer = stopped recently, grey = offline 24h+. You can see who's active, who's idle, and who's gone quiet — without clicking a thing.

 **Know your ticket-closers from your heavy units** Cranes, motorbikes, and pick-ups now carry their **own icons**, clearly set apart from the field-service vehicles that close customer tickets — so the fleet that drives your SLAs is never confused with specialist assets.

 **Every trip tied to a driver** Live position *and* trip history both link to the vehicle, plate, and driver — so performance conversations, job verification, and dispute resolution are backed by data, not memory.

🔧 **A clean, honest view** Personal, management, and out-of-region vehicles are filtered out, and each tracker+dashcam pair shows as **one vehicle** — so your map reflects the real operational fleet, nothing more.

## What this means for your department

- **Dispatch faster** — find the nearest available crew in seconds.
- **Chase the gaps** — spot idle or silent vehicles before they cost you a missed SLA.
- **Back your team with facts** — utilisation, routes, and timing on demand.
- **Less admin** — one tool, no reconciling screens or spreadsheets.
- **Make your numbers look real** — accurate counts, clear accountability.

## Where it's headed

More to come on the same trusted foundation: always-on visibility for specialist assets, per-department performance dashboards, and SLA/utilisation insights — built around how your teams actually work.

**From two disconnected dashboards to one screen that runs your day.**

---

## Demo flow & talking points

**The one-line message:** *“We merged live tracking and trip history into one intelligent platform — one screen, one source of truth, purpose-built for our field-service fleet.”*

**Live demo (~3–4 minutes):** 1. **Open the live map** — “This is the whole operational fleet, right now, across our cities.” 2. **Point out the colours** — open the **Key**: “Each department has its own colour — here’s ISP, OSP, FDS at a glance.” 3. **Read the states** — “Bright ones are moving now, faded are recently stopped, grey are offline — instant situational awareness.” 4. **Spot a specialist** — “These icons are our cranes and motorbikes — clearly separate from the ticket-closing fleet.” 5. **Click a vehicle → its trips** — “And here’s the power of merging: from a live pin, straight into where this vehicle has been today, same screen.” 6. **Apply a filter** — “Filter by department or city once, and it holds across both live and history.” 7. **Land the close** — “One screen. One trusted source. No more switching tools.”

**Three points to repeat:** - **One platform, not two** — faster decisions, less friction. - **One source of truth** — live and historical can’t disagree. - **Built for us** — segmented fleet, department colours, real accountability.